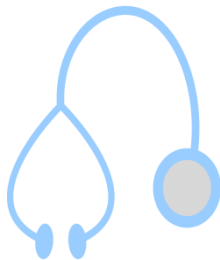
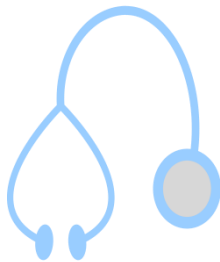
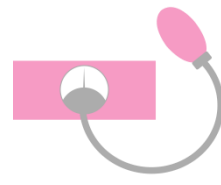
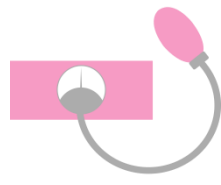
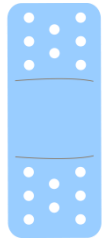
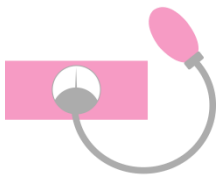
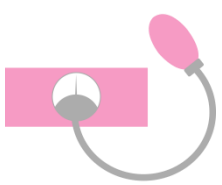

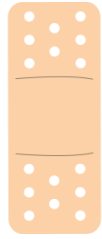

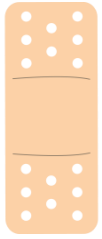


What Comes Next?

What comes next in the pattern? Cut and paste one of the pictures from the bottom. Not all pictures will be used.



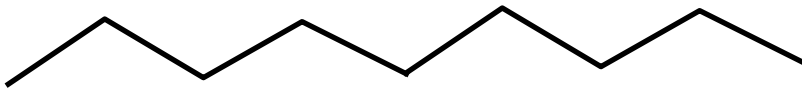
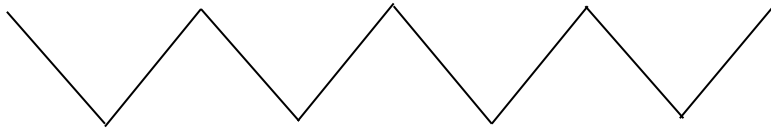
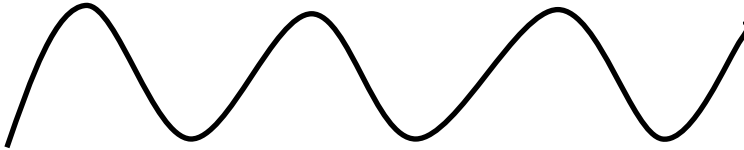
Matching Doctors

Draw lines to match the doctors that are the same.




Doctor's Bag


Trace the lines to help the doctors get to their bag.



Print this page on white cardstock and cut out or
print on white paper and glue to thicker paper and
cut out.




Print this page on white cardstock and cut out or print on white paper and glue to thicker paper and cut out.



Created by Mess for Less www.messforless.net

Graphics ©2016 BitsyCreations

Print this page on white cardstock and cut out or
print on white paper and glue to thicker paper
and cut out.



Created by Mess for Less www.messforless.net

Graphics ©2016 BitsyCreations