

Doctors & Nurses Preschool Pack {PART 1}



Note: There are TWO parts to this printable, so be sure that you download BOTH parts of the printable to have all of the pages!!! Find all downloads on this page:

www.homeschoolcreations.net/doctor-and-nurses-preschool-pack/

This pack contains early learning printables to use with your preschooler when learning about doctors and nurses. I would highly recommend printing the activities onto cardstock so that they are sturdier for younger hands.

Printables for this preschool pack include:

- Name tag strip
- Story summary sheet for one of your favorite books
- Verse printable for Proverbs 17:22 ~ "A cheerful heart ..."
- Doctor words
- Medicine bottle size sequencing
- How many band-aids ~ counting booklet and counting page
- Cast Colors ~ a color tracing book
- Doctor/nurse puzzles
- Beginning sounds word tracer cards
- Beginning tracer cards
- Words to spell
- Shadow matching and word matching game
- D and N tracing pages
- Identify the letter Mm activity sheet

If you would like to share, please share a link to my blog or to the page that hosts these files. **Please do not link directly to just the PDF files** (the link you are at now).

Please feel free to print this pdf file for your own personal use. They were created for private and non-profit use. Please do not sell or host these files anywhere else. Most artwork created by [Tainted Sweets](http://TaintedSweets.com) purchased from MyGrafico.com.

Use the top section for your child to practice writing his/her name and add to the front of a lapbook or file folder if storing your child's work. Depending on the book that you use for your adventure, have your child summarize the book and record what they tell you. Add the mini 'book report' to the front of your folder.



Three horizontal lines for writing: a solid top line, a dashed middle line, and a solid bottom line.



Three horizontal lines for writing: a solid top line, a dashed middle line, and a solid bottom line.

what happened in the story?

My favorite part of the book was...

A cheerful heart
is good medicine.






A cheerful
is good



A cheerful heart
is good medicine.


Proverbs 17:22




			
<p>N is for Nurse</p>		<p>D is for Doctor</p>	




doctor



thermometer



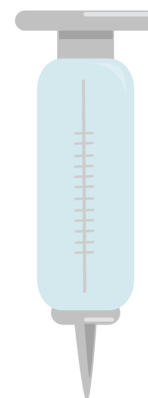
band aids




nurse



stethoscope



Syringe



medicine



cast



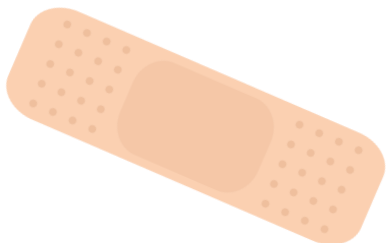
crutch



Syringe



Cast



Band aid



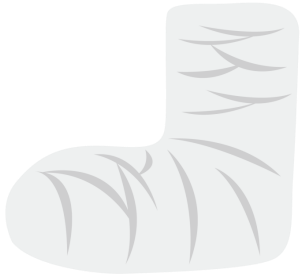
Nurse



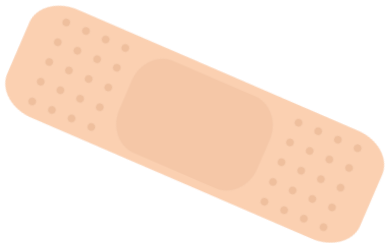
Doctor



syringe



cast



band aid



nurse



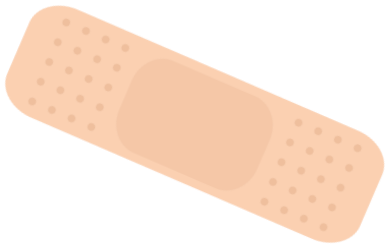
doctor



___yringe



___ast



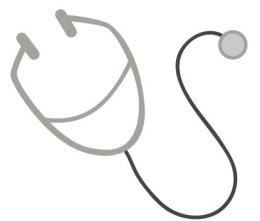
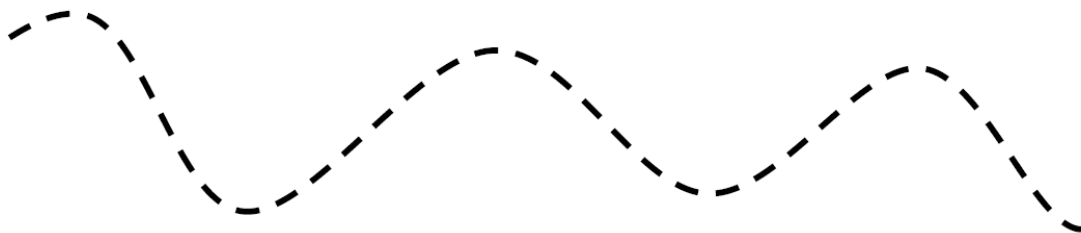
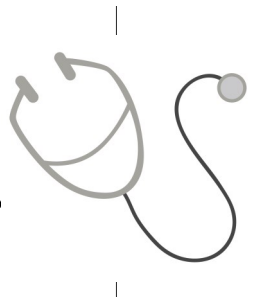
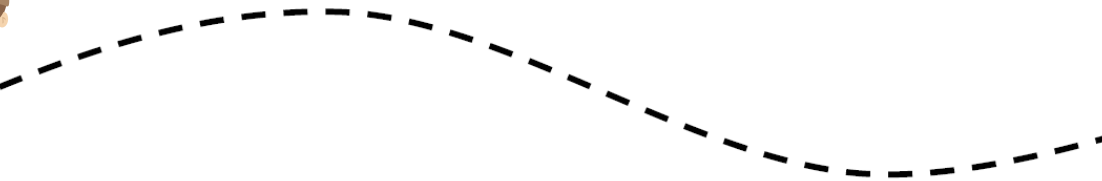
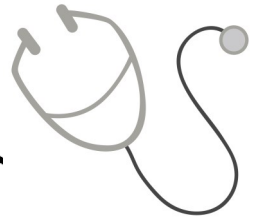
___and aid

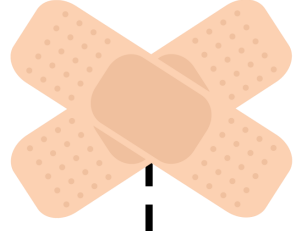

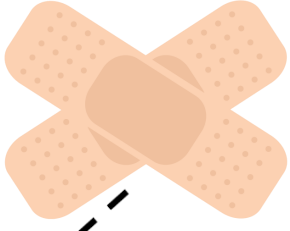







___urse










___octor














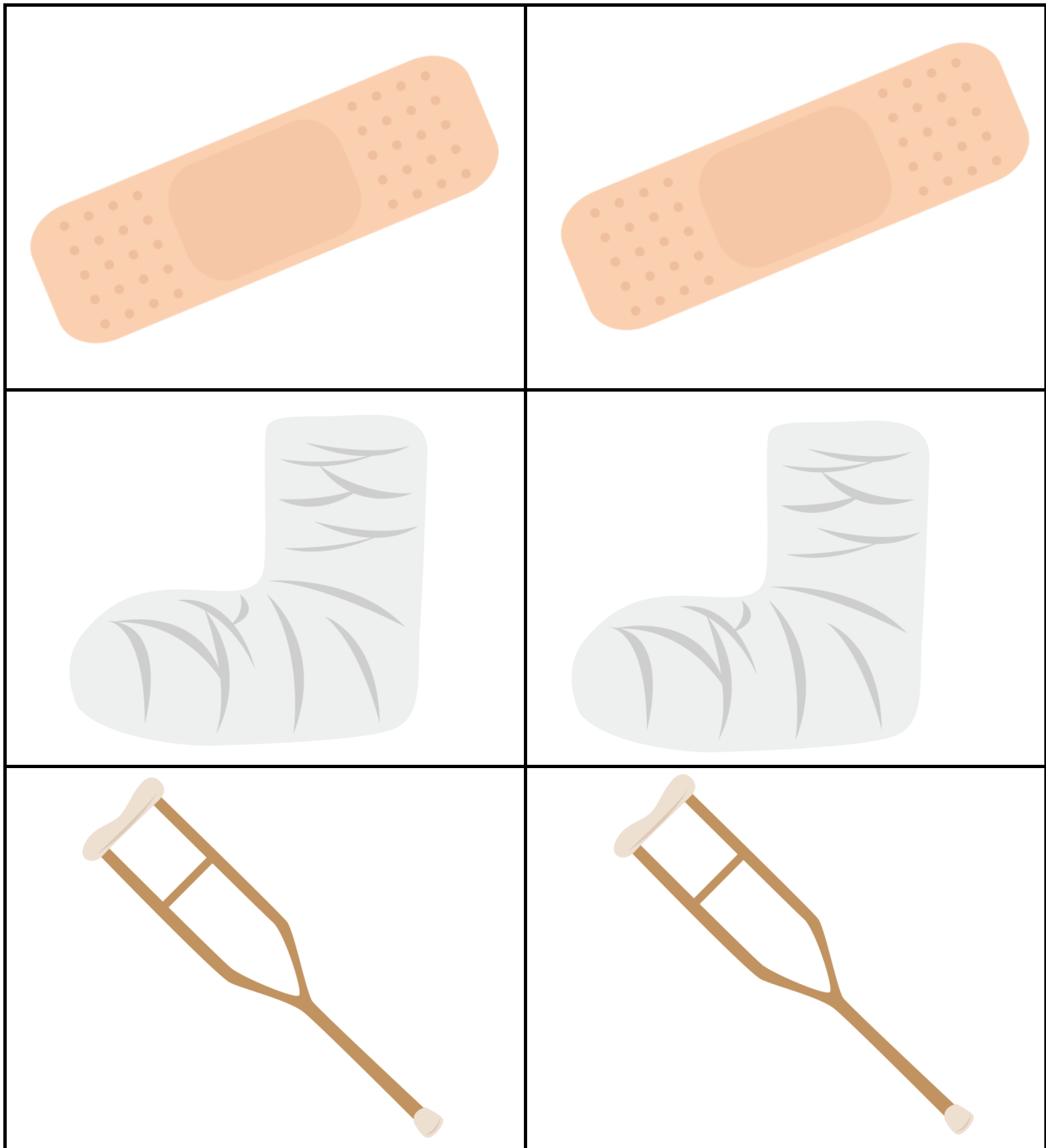


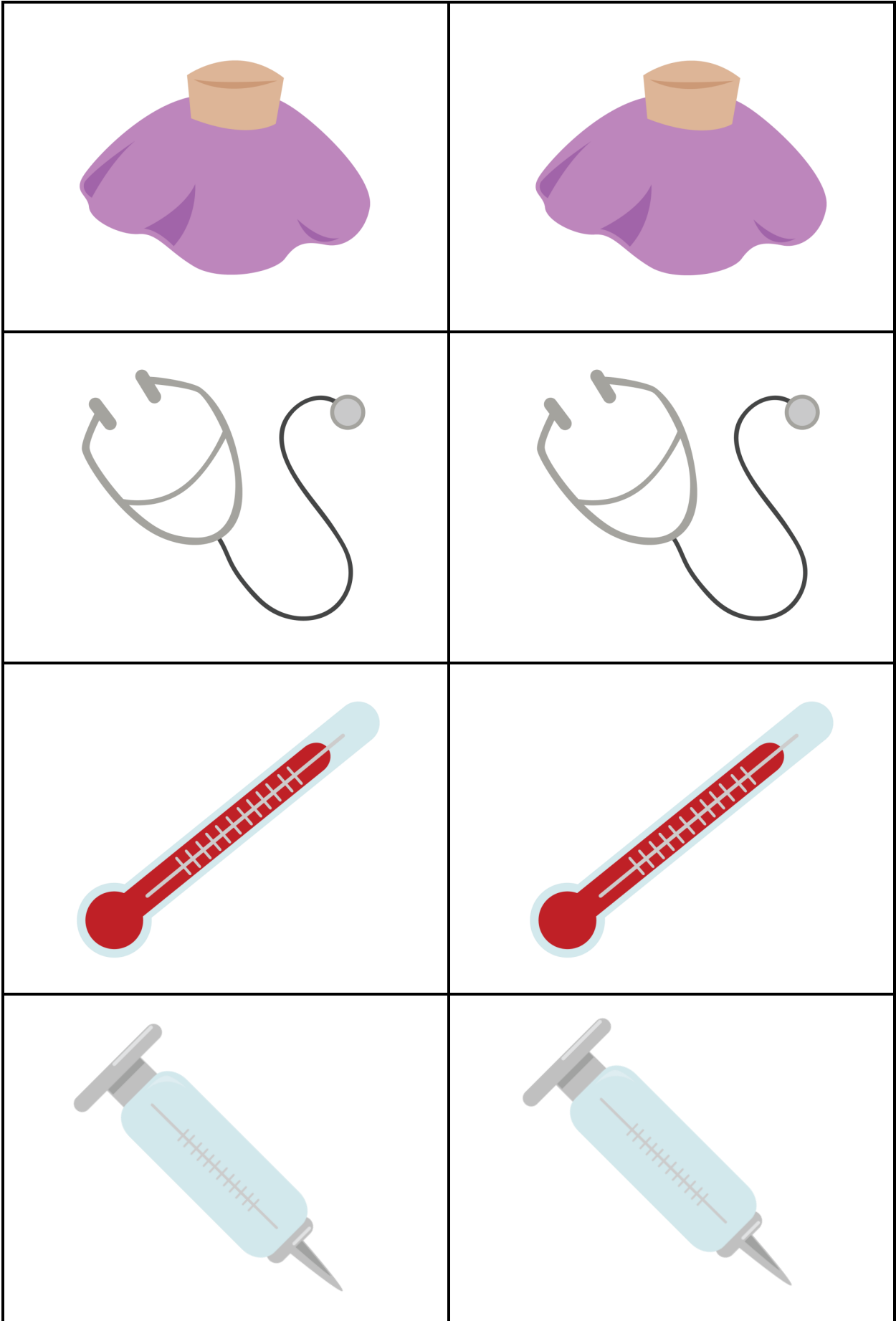
Created by Jolanthe @ <http://homeschoolcreations.com>

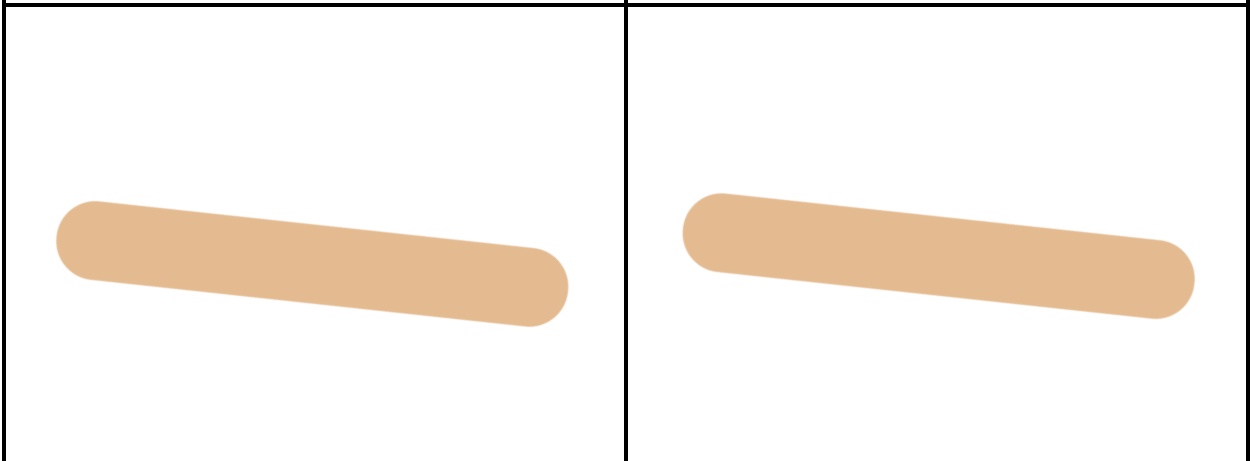
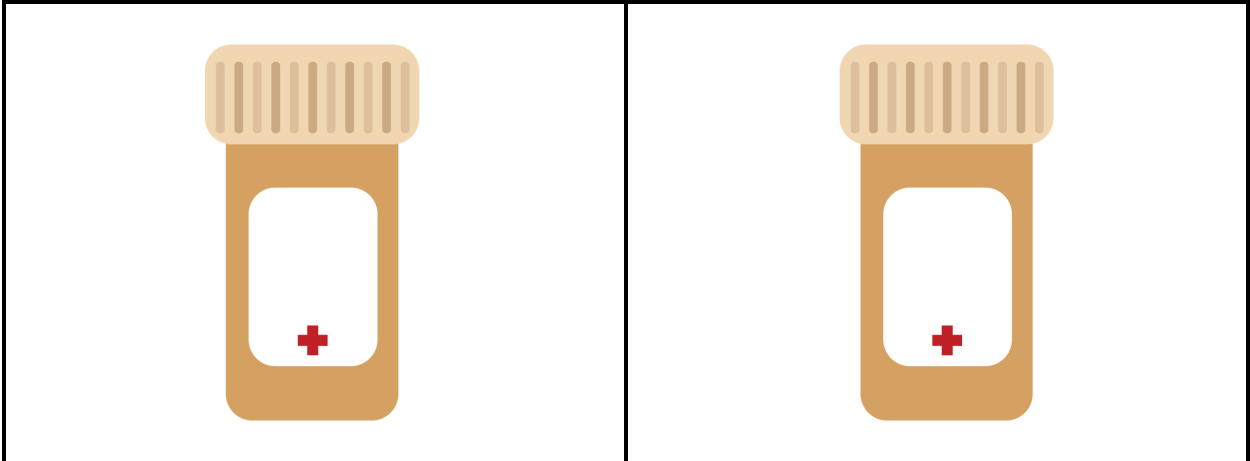



Medical Matching

Use these cards to play a matching game with your child.
Also includes a set of word cards so your child can match the picture to the word card







band aid

cast

crutch

ice pack

stethoscope

thermometer

Syringe

doctors

medicine	nurse
tongue depressor	

