



**CANADIAN**  
INTERNATIONAL SCHOOL OF  
**SHENYANG**  
沈阳加拿大外籍人员子女学校

CISS KINDERGARTEN

# PRE-K GUIDE LESSON



MS. GARCÍA, HEAD OF KINDERGARTEN AND HOMEROOM TEACHER.

# LAST GUIDE LESSON...

ORANGE IS NOT ONLY A  
COLOUR.

WE STARTED  
TALKING ABOUT  
HOW WE CAN BE  
HEALTHIER AND  
STRONGER.

*Teacher Nayali.*





## **BUT THERE ARE MORE COLOURS**

we can extend our learning in our unit of inquiry, "How we organize ourselves," using colours as a transdisciplinary tool.

## WHERE DO WE START?

If we are teaching the students what a job is, we need to offer different ways to make real-world connections. That is why we must plan different activities that show the children different things about the job, like tools, transport, colours, books, games, etc.

## WHAT WILL YOU FIND IN THIS DOCUMENT?

In this, document you will find inquiry activities about "How we organise ourselves". You will find a set of activities you can follow along with at home and resources you can easily access and download.

## WHY WE ARE WORKING THROUGH INQUIRY?

**Making observations, asking questions and pursuing investigations – it's how humans have come to understand the world.**

The research from the neurosciences also suggests that active engagement is necessary for learning. "Active engagement is a prerequisite for the changes in brain circuitry that are thought to underlie learning. In educational terms, this suggests that passively sitting in a classroom hearing a teacher lecture will not necessarily lead to learning. Conversely, active engagement with educational material within or outside of school will support learning" (Hinton, Fischer, and Glennon, 2012).<https://inquiry.galileo.org/ch1/why-inquiry/>

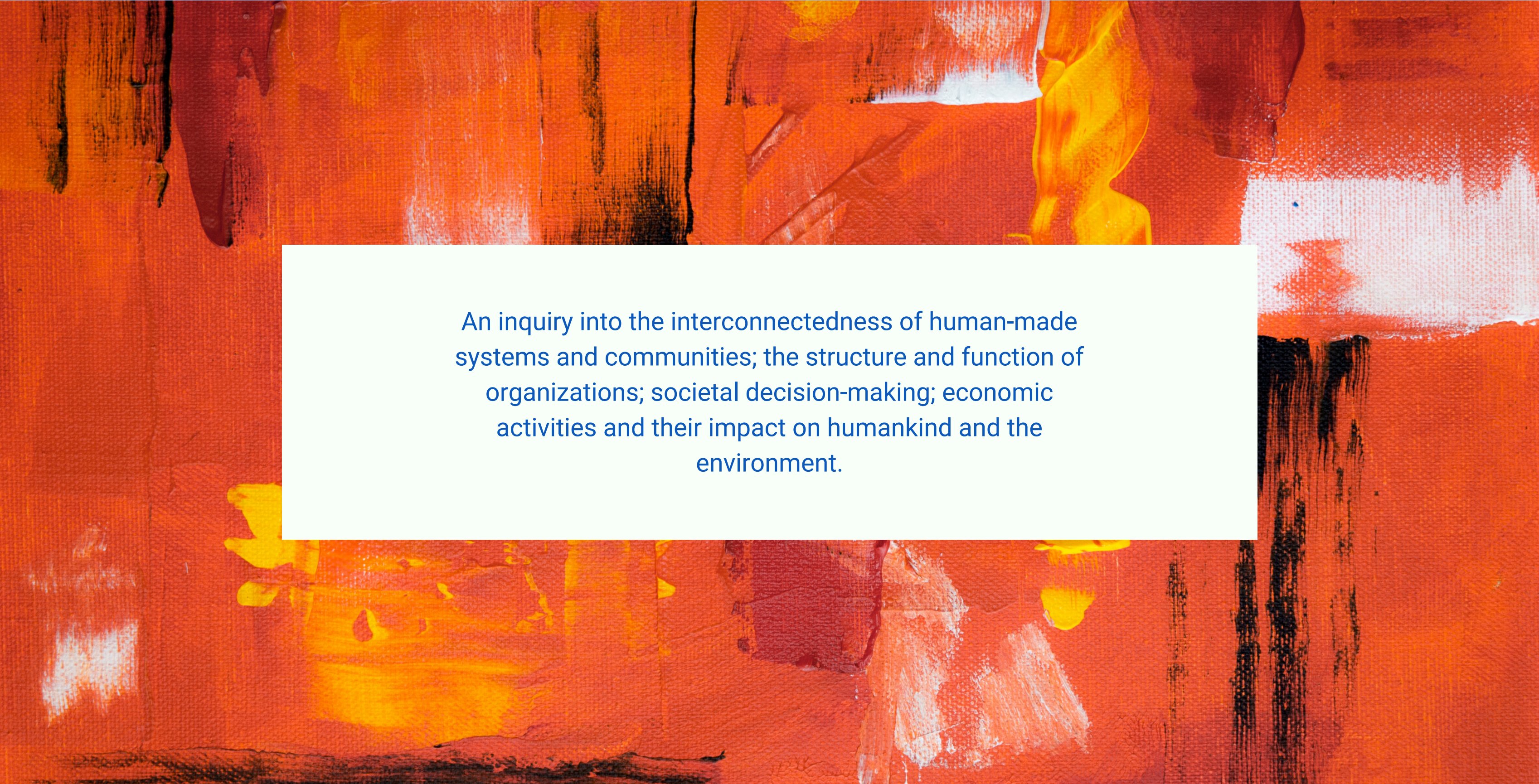
# INQUIRY





# HOW WE ORGANIZE OURSELVES

PRE-K

An abstract painting with a rich palette of orange, red, and yellow tones. The brushstrokes are thick and expressive, creating a textured, layered effect. The colors transition from deep reds and oranges on the left to bright yellows and lighter oranges on the right. The overall composition is dynamic and energetic.

An inquiry into the interconnectedness of human-made systems and communities; the structure and function of organizations; societal decision-making; economic activities and their impact on humankind and the environment.



# CONCEPTS

## COMMUNITY HELPERS

Inquiry  
math  
language  
Sensorial  
Motricity

# COMMUNITY HELPERS

## LEARNING ABOUT JOBS IS IMPORTANT TO BETTER UNDERSTAND COMMUNITIES

Children learn first from the things they have in their close environment. From this, they are able to export that knowledge to understand other outer environments and situations that they don't have direct contact to.



# WHY COMMUNITY HELPERS?

PRE-K




# WHY COMMUNITY HELPERS?



Promotes safety by teaching kids how to ask for help, and just as importantly, who to ask. Inspires interest in possible careers.



When children meet the people who keep our communities safe, clean and orderly, they're also learning about lots of different exciting jobs.



Encourage interest in one's own community. We can help our Community Helpers by not littering, driving safely and practicing other good habits.

[HTTPS://WWW.LITTLESUNSHINE.COM/INTRODUCING-YOUR-CHILD-TO-COMMUNITY-HELPERS/](https://www.littlesunshine.com/introducing-your-child-to-community-helpers/)



AND,

help us to understand  
how the world is  
organized.

HOW WE, THE COMMUNITY ORGANIZE OURSELVES,  
International learning





# And please remember:

CISS language policy said that the mother tongue and culture of our students is very important for the children development and learning. If you need to use your mother tongue to explain the activities to your kids, do it please.



**COMMUNITY HELPER 1**

**DOCTOR-WHITE**



## WHAT DOES A DOCTOR DO?

Our scope is to learn what a doctor is, but the content should be easy. So if you have to choose only 2 words to describe a doctor, what words will you choose? Maybe **help** and treat? This is the level of which we want pre-k children to understand about doctors.

## TOOLS

To be familiar with the doctor's tools, the best activity is pretend to be doctors. In the kindergarten Blog, you can download a "Doctor Play Set" by TheHappeningHousewifeBlog. Wear a white doctor's gown (which can be a dad's shirt) for the children to match the doctor with the color white.

## SENSORY ACTIVITIES

If you close your eyes, what is the first doctor tool that comes to your mind? stethoscope? Let's plan something related with hearing things!

Let's prepare a "sound box". Check out "Resources at the end of the document.

## TRANSPORT

You can play Doctors and prepare a corner in your house that can be a "hospital". Perhaps you can turn a car into an ambulance by sticking some red crosses on it. Or it could be 2 chairs together, its up to your imagination.

# INQUIRY



What is the tool that identifies a doctor?

## Extra Activity

Connect the learning with real Life



Song about how to wash your hands

# Subjects connected with the Inquiry

## MATH

Numbers: Fill some reusable containers with different quantities of stuff like beans. Have the child estimate how many beans are in each container through the sound.

## MOTOR SKILLS

doctors need to be careful and steady. Let's practise with tweezers! Change things from one container to another using the tweezers.

## LANGUAGE

**"When you pretend to be doctors, you say things like:**

- I am a doctor.
- I am sick.
- I am ok.
- How are you? etc.

We can also talk about body parts.


## MUSIC AND ART

Let's follow some suggestions from Ms Kim , our school music teacher! You can see them in the Teachers' Blog.



## COMMUNITY HELPER 2

# POLICE-BLUE



## WHAT DOES A POLICE OFFICER DO?

Our scope is learn what a police officer is, but the content should be easy. So if you had to choose only 2 words to describe what a police officer is, what words will you choose? Maybe **help** and protect? This is the level of which we want pre-k children to understand about police officers.

## TOOLS

To be familiar with a police officer's tools, the best activity is pretend to be policeman. In the kindergarten Blog, you can download a "Police Play Set" by TheHappeningHousewifeBlog. Wear a blue Police Officer's Uniform (which can be a big shirt) for the children to match the police officer with the color blue.

## SENSORY ACTIVITIES

If you close your eyes, what is the first police tool that comes to your mind? whistle? We will prepare an activity related to that. Let's prepare a mystery box with objects to blow on. Check out "Resources" at the end of the document.

## TRANSPORT

Police car! Of course. Let's start with lights! Find all the things at home that have lights and let's play in the dark! And then connect the lights with the police car lights! Check out "Resources" at the end of the document.

# INQUIRY



What is the tool that identifies a policeman?

## Extra Activity

Connect the learning with real Life



Crossing the street.

Password: pcytj1.

# Subjects connected with the Inquiry

## MATH

Numbers: Let's keep working numbers. Using a straw, blow on small paper balls. Use different colours and quantities.

## MOTOR SKILLS

Paint and finger-paint while listening to music. Let the rhythm move and inspire you!

## LANGUAGE

**Phonics:** Is very important to know the alphabet but also the phonics. This skill will help us to read! **"Detective alphabet hunt": Hide different letters and play to find them with your child.**

## MUSIC AND ART

Go to our kindergarten website and check our our art activity related to pointillism.

<https://wordpress.com/block-editor/page/cisskindergarten.school.blog/187>



COMMUNITY HELPER 3

**FIREFIGHTER- RED**



## WHAT DOES A FIREFIGHTER DO?

In this case, what 2 words can describe what a firefighter does? Maybe **Fire** and emergency? You can choose the words that fit best for you. In the school, we do fire drills. At home, do you know what to do in an emergency?

## TOOLS

What are the firefighter's tools? I don't know about you, but when I think about firefighters, I think about water and hoses.

## SENSORY ACTIVITIES

Now that we have decided that the hose is the main tool for firefighters, we can prepare some activities related to water. Please go to Resources in order to choose the activities you can do at your house with your child.

## TRANSPORT

Fire engine! Kids love Fire trucks.

# INQUIRY



What is the tool that identifies a firefighter?

## Extra Activity

Connect the learning with real Life

Emergency telephone.  
Maybe this is the moment to teach your child your number and an emergency number. Just in case.



# Subjects connected with the Inquiry

## MATH

Using the hose, we can talk about measurement: what is long and short? WE can compare the size and mounts of many things at home. Don't forget to send me pictures!

## MOTOR SKILLS

controlling our hand strenth is very important to writing skills, so you can practise opening and closing different containers, bottles and taps.

We can practice our aim, throwing paper balls and pretending that they a figherfighter's water stram. Look at the activity in resources.

## LANGUAGE

Put out the Fire! Print the documents in resources to practise phonics and the alphabet.

## MUSIC AND ART

Create your own song with the important telephone numbers. To support learning, you can also create a beautiful poster with emergency plan and evacuation steps.

# COMMUNITY HELPER 4

## BUILDER- YELLOW



## WHAT DOES A BUILDER DO?

What are 2 words that describe what does a builder does?

I would say build houses. So we can also work Houses and the parts of a house.

## TOOLS

What are the builder's tools? You can choose whatever you want. But for this activity, I will choose a shovel.

## SENSORY ACTIVITIES

Although it is always good to have a shovel and bucket at home to play, it is true that at home we have things that can serve as a shovel. For example, a simple spoon can help us in this situation. We can give the child flour to play with and manipulate with the spoon. Let the child use the spoon to transfer flour from one container to another. In addition, the flour reminds us of the sand that the builder uses.

## TRANSPORT

Excavators! Look in resources for the drawing to paint that I have prepared. And also the video about transport.

# INQUIRY



What is the tool that identifies a builder?

## Extra Activity

Connect the learning with real Life

Are all the houses the same?  
Do we need to use the same techniques and materials to build them?



# Subjects connected with the Inquiry

## MATH

We can keep working with numbers and we can also introduce Big and small. You will find examples in Resources.

## MOTOR SKILLS

Clay: Lets play with clay and make different forms. You can do shapes that are small big to support math. Now would also be a great time to play with flour or even better, sand. Magic sand is very nice to play with indoor and is not as messy as normal sand.

## LANGUAGE

So if we work with "big and small" as a math concept, we will support this in "Language", adding these words to our routines. if you are cooking at home, or playing with cars or other toys, make sure to incorporate the words "Big and Small" in your games and conversations. You can also put emphasis in the first sound. "This is small, ssssmall, what is that sound, ssssss like snake".

## MUSIC AND ART

Children loves to play with boxes. Use a cardboard box to build a house. You can paint it and customise it as much as you want.

# COMMUNITY HELPER 5

## FOREST-RANGER



## WHAT DOES A FOREST RANGER DO?

Forest rangers work to preserve parks and they also protect people from the dangers within the park. To be a ranger, you need to know a lot about animals and plants. Forest rangers must observe and learn as much as they can about nature.

## TOOLS

What is one of the most useful things to observe nature? Forest rangers use a lot of special tools to see things that are far away...yes! Binoculars!

## SENSORY ACTIVITIES

Show your child what binoculars are, they are very fun to play with! You can observe things from outside, or you can see the outside world from your home through a window. We can also do a ranger book, where we stick flowers or leaves that we collect from our walks outside every day into a book!

## TRANSPORT

To move around in the forest and parks, rangers need a strong vehicle , check out resources to see what kind of vehicle we chose.

# INQUIRY



What is the tool that identifies a forest ranger?

## Extra Activity

Connect the learning with real Life

What can we do to protect the nature from our houses?  
Talk to your child about plastic.



password: awt1

# Subjects connected with the Inquiry

## MATH

Counting: We can count how many plastic bottles and straws we throw away. We can count what we throw away every day and we can also separate the items into groups kinds of garbage.

## MOTOR SKILLS

We can copy the movements of different animals. We can also prepare a circuit activity, where in each station, they have to act like a different animal.

## LANGUAGE

Let's hear the song "Yes, I can! " and repeat the movements of the animals. We can also talk to our child about all the things they can do now that they are growing up. Now is a good time to start teaching our child about positive sight words like "can."


## MUSIC AND ART

There are many projects about art and recycling that you can find on the internet. The main purpose of these activities is to make the children understand that most everyday objects can be reused or recycled.



# DO YOU KNOW MORE JOBS?

*Teacher Nayali*



PLEASE SEND ME PICTURES WORKING

*Teacher Nayali*

HOW WE ORGANIZE OURSELVES

*Please have fun!*

Learning without joy and fun  
is not meaningful.

TEACHER NAYALI.

# IN THIS QUARANTINE

## REMEMBER...



Having a routine is very important.  
Make realistic scopes.



You are not a teacher you are doing  
your best to help your teacher.  
Thank you for that!



I am a teacher, I am doing my best in  
this hard situation. Preparing material,  
sending it to you, and waiting to see if  
you like it and find it useful.



AND

*I miss you!*

A LOT!!!



# KEEP IN TOUCH

## MAILING ADDRESS

nayali.gimenez@cisshenyang

## BLOG

<https://cisshenyang.kindergarten.school.blog/>



**CANADIAN**  
INTERNATIONAL SCHOOL OF  
**SHENYANG**  
**沈阳加拿大外籍人员子女学校**